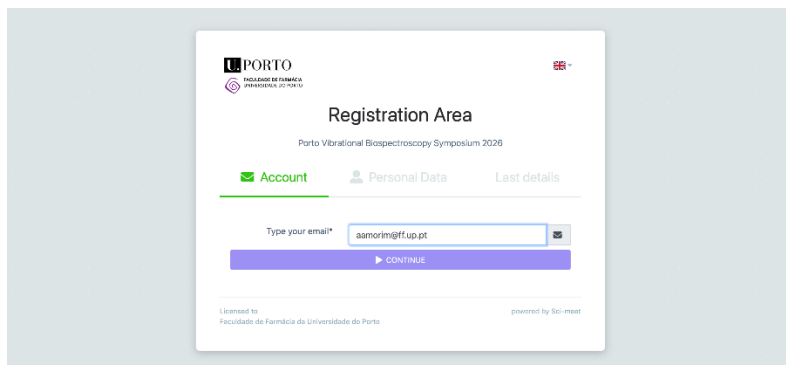


# Abstract Submission Guide – PVBS 2026

**Important:** Abstract submission is only possible after completing the registration process and accessing the participant area.

## Step 1 – Create your account

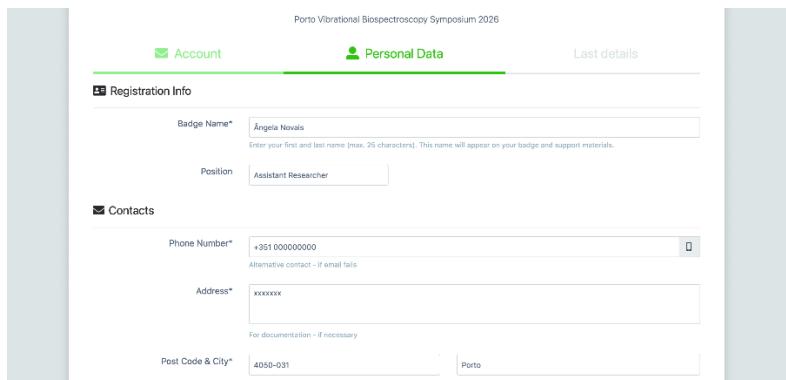
Enter your email address to create an account and start the registration process.



The screenshot shows the 'Registration Area' for the Porto Vibrational Biospectroscopy Symposium 2026. It features three tabs: 'Account' (selected), 'Personal Data', and 'Last details'. Under the 'Account' tab, there is a text input field labeled 'Type your email\*' containing 'samorm@ff.up.pt' and a blue 'CONTINUE' button. At the bottom, it is noted that the site is licensed to the Faculty of Pharmacy at the University of Porto and powered by Sci-meet.

## Step 2 – Complete your personal information

Fill in your personal and contact details required for registration.



The screenshot shows the 'Personal Data' tab of the registration form. It is divided into two sections: 'Registration Info' and 'Contacts'. Under 'Registration Info', there is a 'Badge Name\*' field with 'Ángela Novais' entered, a 'Position' dropdown menu with 'Assistant Researcher' selected, and a 'Phone Number\*' field with '+351 000000000' entered. Under 'Contacts', there is an 'Address\*' field with 'xxxxxxx' entered and a 'Post Code & City\*' field with '4050-031' and 'Porto' entered. A note below the address field states 'For documentation - if necessary'.

## Step 3 – Confirm your registration

Accept the privacy policy and submit your registration to create your account.

Account Personal Data Last details

**+ Extra Information**

Participant Type: Participant Any food restriction? No

I'll participate the following days\*

- 23 September 2026
- 24 September 2026
- 25 September 2026

**Privacy**

- I accept the [Privacy Policy](#). Your data will be used only for identification and registration in this event. In accordance to international law, you have the right to access, modify and delete your information.
- I agree to receive emails of conferences related with this theme.

[SUBMIT YOUR REGISTRATION](#)

Licensed to: Faculdade de Farmácia da Universidade do Porto powered by SSI-meet

**Registration - success**

Dear Ângela Novais,

This message was generated automatically.  
This message contains your personal information as submitted.

**1. Personal Information:**  
Title: PhD  
Full name: Ângela Novais  
Scientific name for badge: Ângela Novais  
Institution: Faculdade de Farmácia Universidade do Porto  
Address: xxxxxxx  
Post code: 4050-031  
City: Porto  
Country: Portugal  
Phone number: +351 000000000  
Email: [angelasilvanovais@gmail.com](mailto:angelasilvanovais@gmail.com)

## Step 4 – Access the participant area

After registration, access your participant dashboard and navigate to “My publications”.

Personal data My publications Fees Bookings Scientific Program Web website

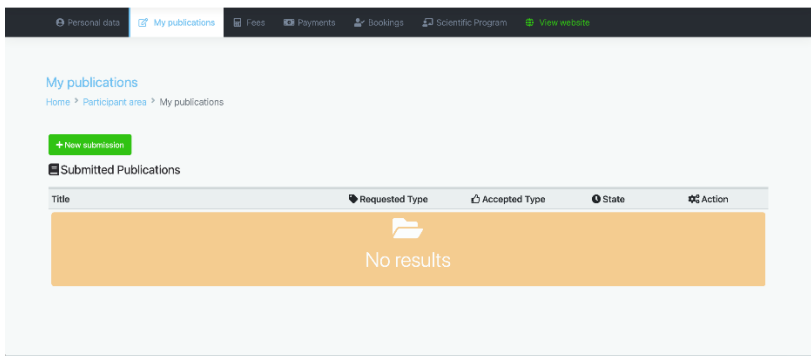
**Participant area**  
Home > Participant area

**What to do**

- Personal Info**  
Edit your personal information related with the registration
- My publications**  
Submit abstracts for review  
0 documents submitted  
deadline 23 May 2026 23:59
- Fees**  
Choose your fees before billing and payment  
Awaiting fee selection  
Early bird deadline 17 July 2026 23:59
- Bookings**  
Here you can confirm your activities and/or choose your accommodation

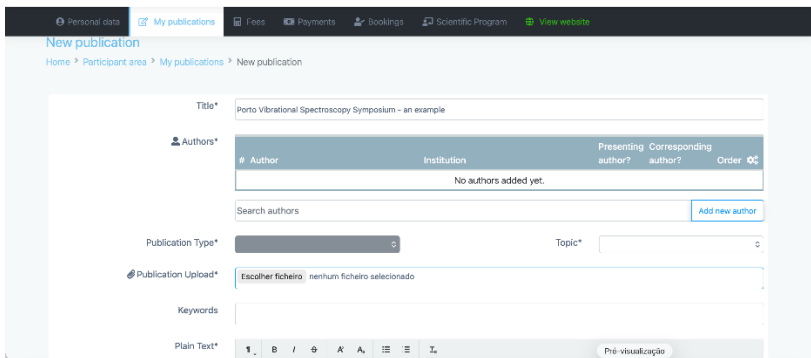
## Step 5 – Start a new submission

Click on “+ New submission” to begin your abstract submission.



## Step 6 – Enter abstract details

Provide the title, authors, topic, keywords and paste your abstract text in the indicated area “plain text”. Characters are limited to 350 including spaces.



## Step 9 – Submit your abstract

Add all co-authors and indicate the presenting and corresponding author.

Review all information and submit your abstract.

